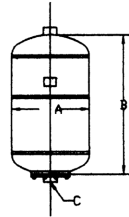
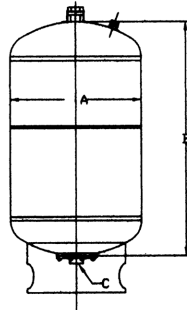


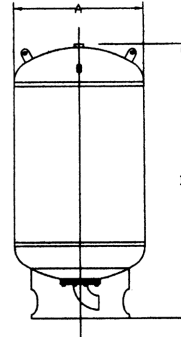
DOMESTIC BLADDER TANK (ASME Rated)



2 GAL. THRU 8 GAL.
FACTORY PRECHARGED 12 PSI



12 GAL. THRU 37 GAL.
FACTORY PRECHARGED 12 PSI



45 GAL. THRU 132 GAL.
FACTORY PRECHARGED 12 PSI

PART NUMBER	TANK VOLUME	DIAMETER A(IN.)	LENGTH B(IN.)	INLET/OUTLET C(IN.)	WEIGHT	WORKING PRESSURE
BPT-002	2 GALLON	10.6	7.8	3/4	21	150 PSI
BPT-005	5 GALLON	10.6	7.8	3/4	32	150 PSI
BPT-008	8 GALLON	15.8	13.1	3/4	41	150 PSI
BPT-012	12 GALLON	15.8	18.3	3/4	52	150 PSI
BPT-021	21 GALLON	15.8	33.7	1	78	150 PSI
BPT-026	26.5 GALLON	19.7	26.2	1	83	150 PSI
BPT-037	37 GALLON	19.7	32	1	114	150 PSI
BPT-045	45 GALLON	19.7	50	1 1/4	160	150 PSI
BPT-060	60 GALLON	21.7	50	1 1/4	170	150 PSI
BPT-080	80 GALLON	25.6	51	1 1/4	215	150 PSI
BPT-105	105 GALLON	25.6	60	1 1/4	245	150 PSI
BPT-120	120 GALLON	30	58	1 1/4	276	150 PSI
BPT-132	132 GALLON	25.6	75	2	340	150 PSI

For Non-Domestic Tanks, See Series DET and BET For Domestic Expansion Tanks, See Series NTE and THA
Note: Units Can Be Installed Horizontally!

USE: Designed for storage of domestic potable water for pressure boost.
Bladder Material is suitable for domestic water applications.
Installation of tank will help eliminate constant pump use and help prolong pump life.

SPECIFICATION:

Carbon Steel Construction
Maximum Temperature 240° F
Permanent Separation of Air & Water
Dimensions are subject to change without notice, please confirm actual dimensions with factory at time of order.

ASME Section VIII, Division I, Stamped with Documentation
Working Pressure: See Table Above
Primed & Painted Exterior
Fully Replaceable Bladder

JOB NAME _____
LOCATION _____

CONTRACTOR _____
CONTRACTOR P.O. NO. _____

ITEMS	QUANTITY
_____	_____
_____	_____
_____	_____
_____	_____
_____	_____
_____	_____



1005 E. Houston
Broken Arrow, OK 74012
Toll Free: 866-204-5229
PH: 918-317-0401
FAX: 918-317-0407
www.wheatleyhvac.com
e-mail: sales@globalflowproducts.com